

Poland

Skills development, labour and skills shortages

[More about skills in Poland](#)

BASIC SKILLS

Many people do not have sufficient basic skills, such as literacy, numeracy and digital skills

Average student underachievement rate
15 year-olds; reading, maths, and science

21%



27%



Source: OECD PISA

% of low-performing adults
literacy and numeracy

30%



20%



Source: OECD PIAAC

% of adults with at least basic digital skills
16-74 year-olds

44%



56%

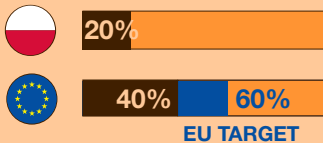


Source: Eurostat Basic digital skills

SKILLS DEVELOPMENT

Not enough people are gaining the skills they need for the jobs of today and tomorrow

Participation rate
in adult learning




Source: Eurostat Adult education survey

Employment rate of vocational
education and training graduates



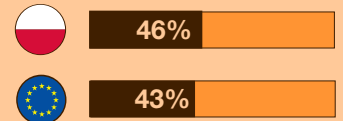
Source: Eurostat Labour force survey

Work-based learning in voca-
tional education and training




Source: Eurostat Labour force survey

Share of young people
with higher education



Source: Eurostat Labour force survey

Share of students enrolled in STEM*
fields in initial medium-level VET



Source: UOE data collection

Share of students enrolled in STEM
fields at tertiary level



(*) science, technology, engineering and mathematics

8.6 BILLION EUROPEAN SOCIAL FUND+ AND RECOVERY AND RESILIENCE FACILITY*
2021-27 estimated investment in skills (*) ex ante cost estimates

LABOUR & SKILLS SHORTAGES

Businesses are struggling to find workers with the right skills to grow and innovate

Companies reporting
shortages of skilled workers
as an investment barrier

87%



77%



Source: EIB Investment Survey

SMEs reporting difficulties
to find employees with the
right skills

48%

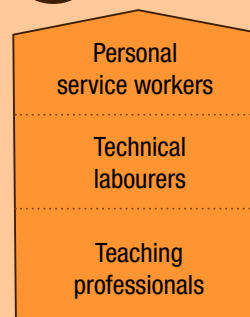


54%



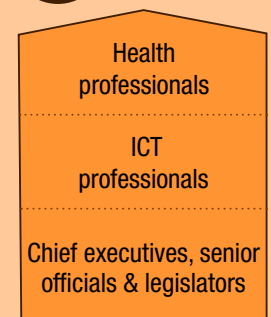
Source: Eurobarometer SMEs
and skills shortages

Top-3 In-demand
occupations



Source: Cedefop skillsOVATE/
ELA-EURES

Top-3 Growing
occupations



Source: Cedefop skills forecast