



---

## CLARIFICATIONS 1 – QUESTIONS AND ANSWERS

---

### ***Web development, support and maintenance services for the Cedefop official website***

### ***AO/CID/NT/Website-CMS\_services/014/13***

---

REFERENCE: <http://www.cedefop.europa.eu/EN/working-with-us/public-procurements/21710.aspx>

---

#### Question 1:

On page 1 of the Tender specifications (cover letter), it is stated that: “Tenders (and documents included in them) should be submitted preferably in English, but in any case in one (or in any) of the official languages of the European Union.”

Please inform whether it is possible to include in the tender supporting documents and annexes in another official language or some documents in English and others in this other official language.

Do the supporting documents have to be translated?

#### Cedefop answer 1:

Yes, it is possible to submit the tender including supporting documents and annexes in another official language or some documents in English and others in this other official language.

There is no need to translate supporting documents.

#### Question 2:

If possible, we would like to know the Cedefop's site Visit statistics, such as:

- Number of visitors per day / month / year
- Concurrent number of visitors, or peak visits per time interval
- Unique number of visitors per day / month / year
- Bandwidth utilized

Cedefop answer 2:

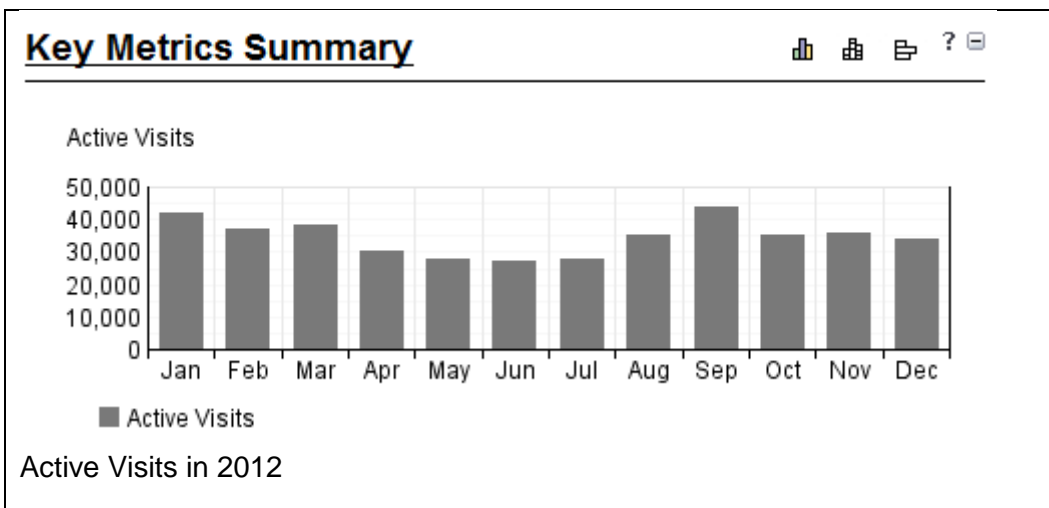
Please find below some indicative numbers in answer to your question.

**1. Number of visitors per day / month / year**

<b>Visit and Visitors summary for 2012</b>	
Visits	413256
Average per Day	1129
International visits	89%
Visitors	261763

**2. Concurrent number of visitors , or peak visits per time interval**

<b>Summary for 2012</b>	
Typical number of concurrent visitors:	20 – 40
Number of hits on most active date	138012
Average number of Visits per day on weekdays	2009
Average number of Hits per day on weekdays	5596

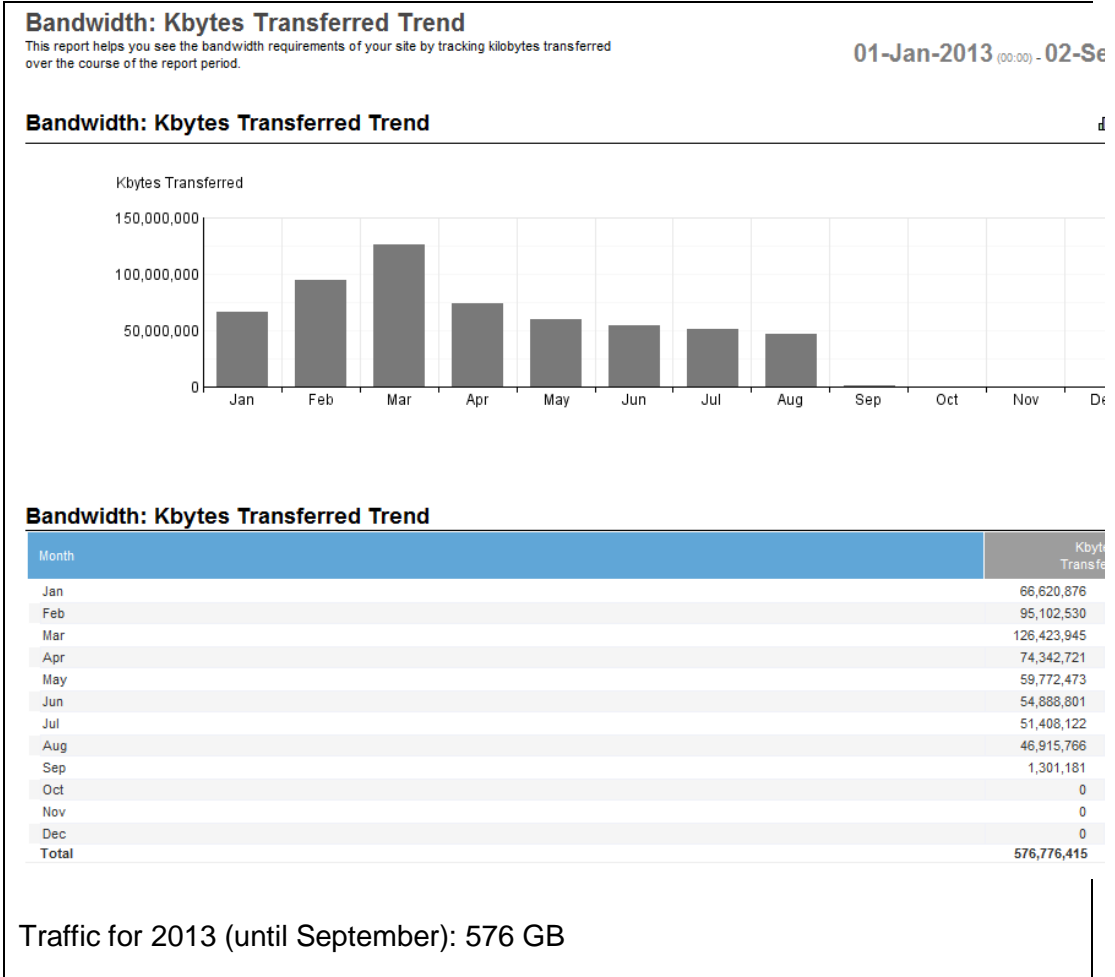


**3. Unique number of visitors per day / month / year**

Unique number of visitors in 2012: 250887

#### 4. Bandwidth utilized

Source: IIS server logs

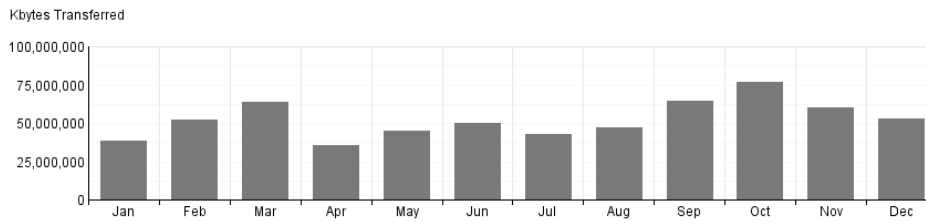


### Bandwidth: Kbytes Transferred Trend

This report helps you see the bandwidth requirements of your site by tracking kilobytes transferred over the course of the report period.

01-Jan-2012 (00:00) - 31-Dec-2012 (23:55)

### Bandwidth: Kbytes Transferred Trend



### Bandwidth: Kbytes Transferred Trend

Month	Kbytes Transferred	%
Jan	38,764,887	6.16%
Feb	52,444,495	8.33%
Mar	63,739,955	10.12%
Apr	35,597,835	5.65%
May	45,239,394	7.18%
Jun	49,759,088	7.90%
Jul	43,058,619	6.84%
Aug	46,771,802	7.43%
Sep	64,558,155	10.25%
Oct	76,569,544	12.16%
Nov	59,969,577	9.52%
Dec	53,164,448	8.44%
<b>Total</b>	<b>629,637,799</b>	<b>100.00%</b>

Traffic for 2012: 629 GB

#### Additional information:

The current web hosting server is located in Cedefop's datacenter and has an internet connection bandwidth of 100Mbit/sec. (Already mentioned in ANNEX Q)