

Real-time Labour Market Information on Skill Requirements

Setting up the infrastructure for EU system

General framework for data presentation

Matteo Fontana
Expert Workshop
Milan, 20-21 March 2018

Topics

1. Context
2. Data presentation
3. Focus on use case



Topics

1. **Context**
2. Data presentation
3. Focus on use case




Overall Data Flow - Recap



Challenges of Data Presentation – key points



Which Users
and navigation
patterns?



How data and
users interact
with the context?



How data must be
integrated?



How to manage data
governance?



CEDEFOP

European Centre
for the Development
of Vocational Training

Topics

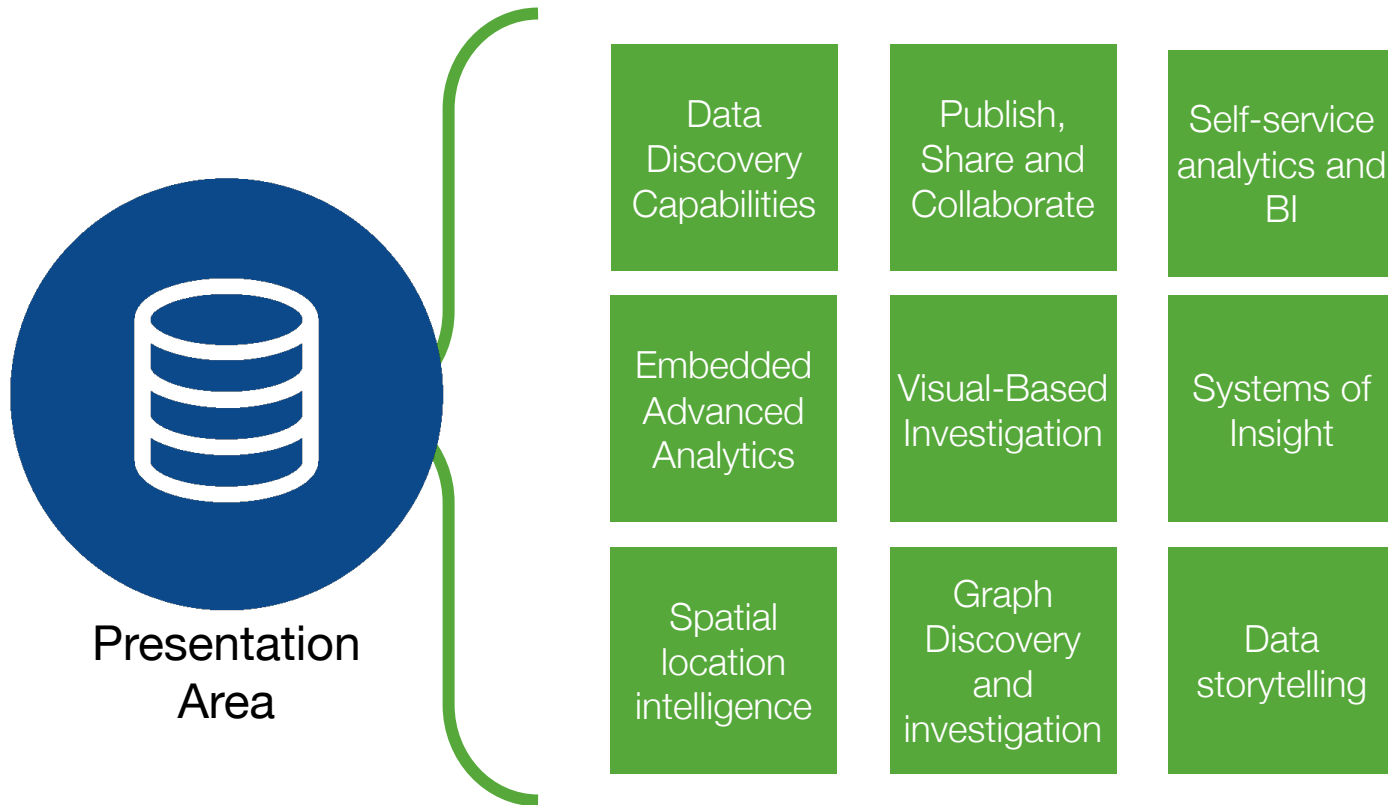
1. Context
- 2. Data presentation**
3. Focus on use case



CEDEFOP

European Centre
for the Development
of Vocational Training


Presentation Area



Identify users and navigation patterns



Data
Scientists
and Analysts



Decision
Makers and
Business Users



Topics

1. Context
2. Data presentation
- 3. Focus on use case**



Data Scientists and Analysts




Data Discovery
Capabilities



Publish, Share
and
Collaborate



Machine-
Learning
Integration



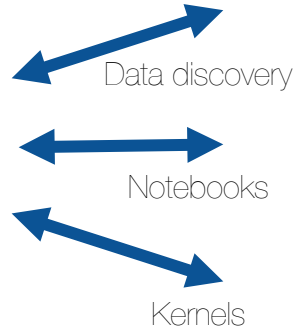
Embedded
Advanced
Analytics



Database



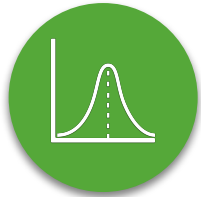
Data Lab



CEDEFOP

European Centre
for the Development
of Vocational Training

Decision Makers and Business Users



Self-service analytics and BI



Visual-Based Investigation



Governed Data Discovery



Data storytelling



Database



BI Presentation Tools



Storytelling



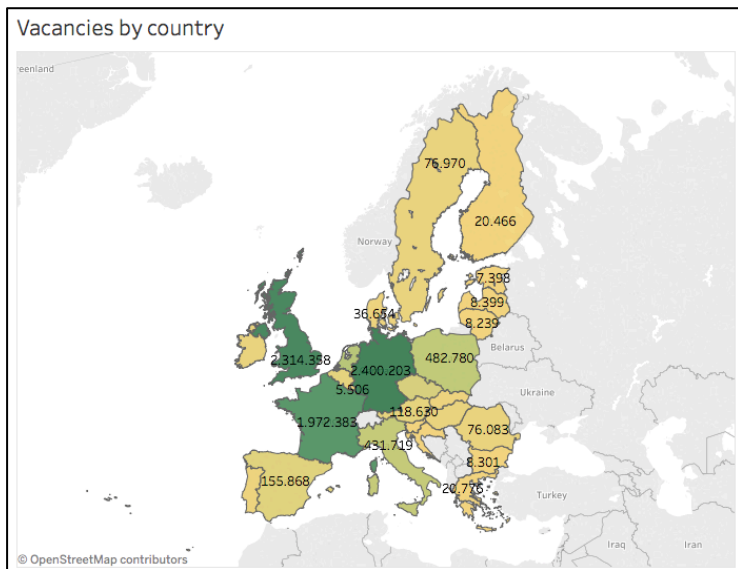
BI



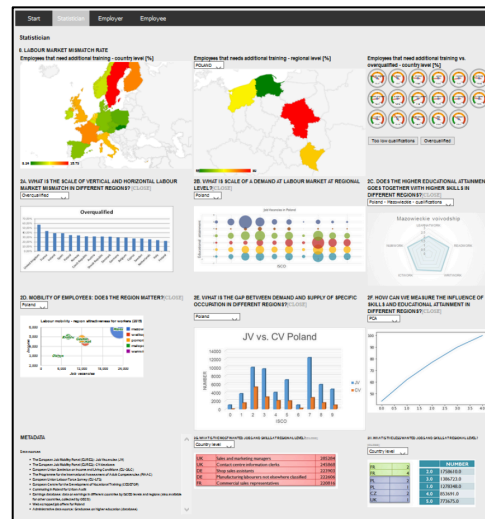
Visual investigation



Decision Makers and Business Users

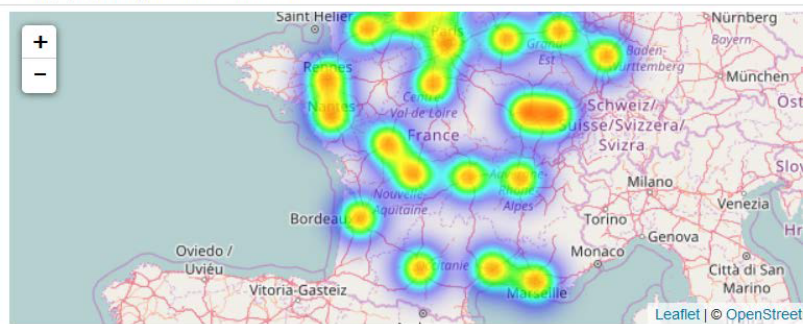


Dashboard with point and click capabilities

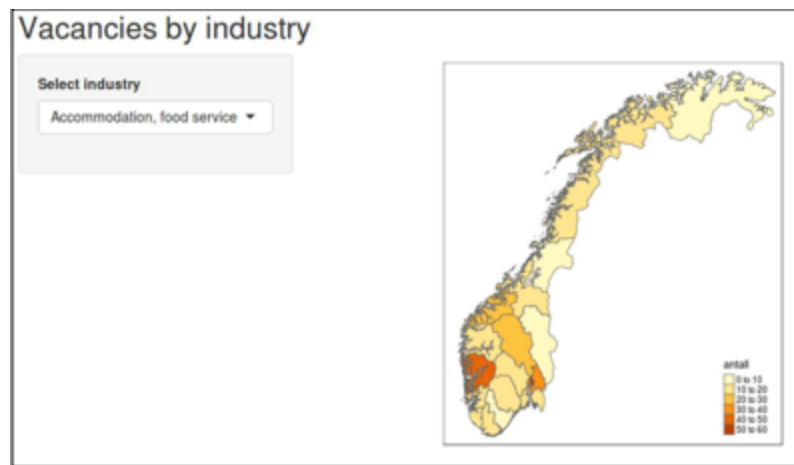


Labour Market Portal (from 2017 Big Data Hackathon – Poland Team)

Geography of applications and offers



Map (from 2017 Big Data Hackathon – French Team)



Dashboard (from 2017 Big Data Hackathon – Norwegian Team)

Thanks for your attention



CEDEFOP

European Centre
for the Development
of Vocational Training